


Tumble drying instructions

TD6-10 & TD6-10HP



Press to choose program and press to start.


Programs. Always use low temperature when the textile label is marked with this symbol



Automatically stops when the load is extra dry. Works best when everything in the load has the same type of material, example cotton.



Automatically stops when the load is dry.



Automatically stops when the load is dry enough for ironing



Timed drying*. Works well when you are drying duvets or similar. Works well when you are drying a very small load.



Down. This program is suitable when drying for example duvet jacket, duvet quilt, duvet pillow. You can increase or reduce the time with the arrows or the knob.



Delicate fabrics



Wool or knitted items



Microfiber mops

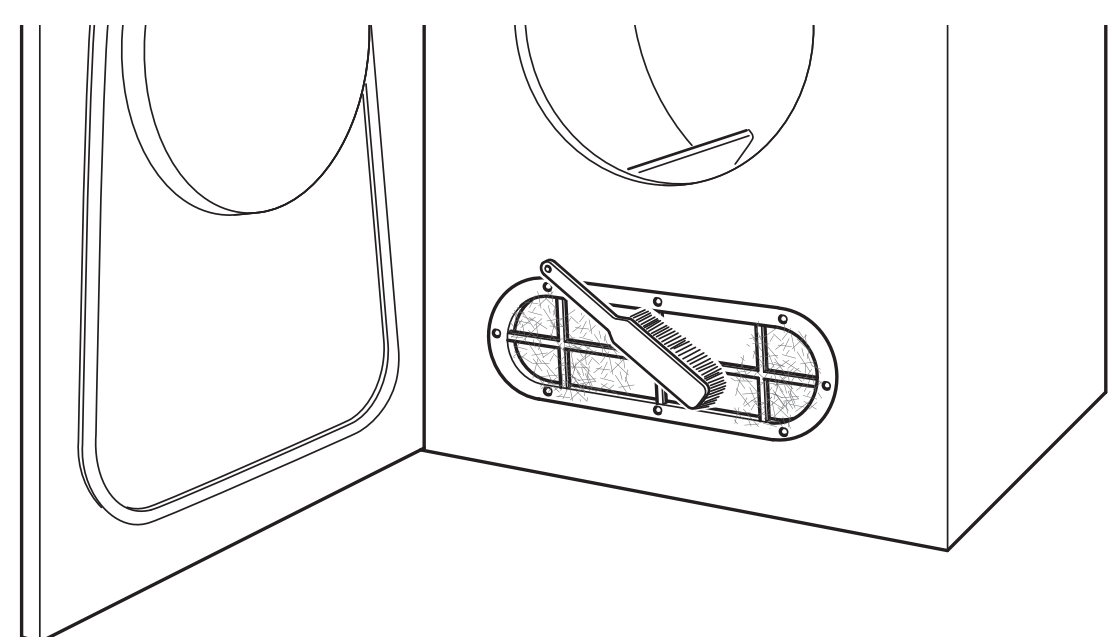


Microfiber cloths

Note: If you open the door during the selected program is running you will prolong the time until everything is dry.
*You can increase or reduce the time with the arrows or the knob.

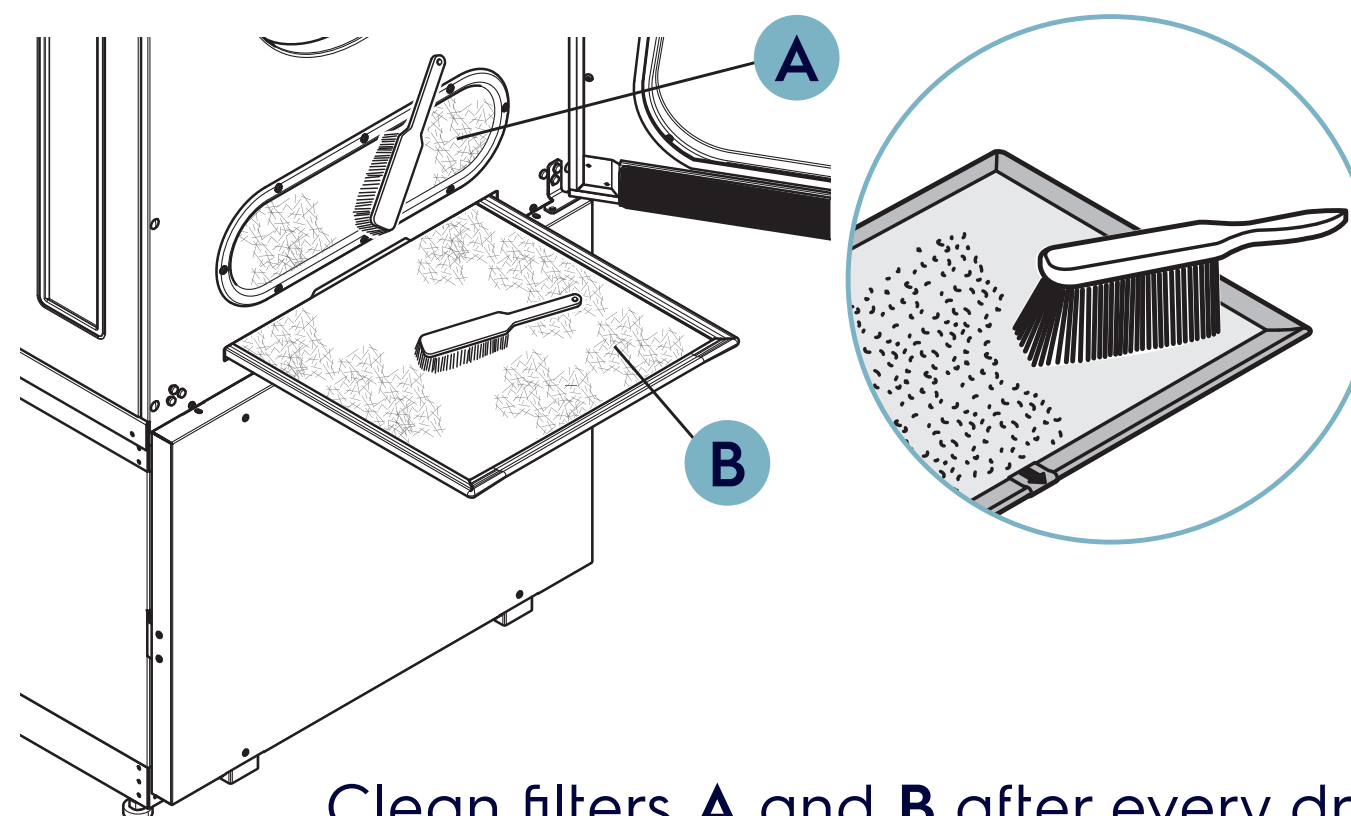
Cleaning of filter

TD6-10




Clean the filter after every drying!

TD6-10HP



Clean filters **A** and **B** after every drying!

Note: When "Time for maintenance" is displayed the machine can still be used



Electrolux
PROFESSIONAL